

KEPANITERAAN

Mahkamah Agung Republik Indonesia

ISSUE 14 FEBRUARY 2020

CONTENTS

HEADLINE

- 8 Consecutive Years, Supreme Court Achieves The Best Case-Handling Performance Record (page 1-2)
- Eroding Case Backlog Turning into The Smallest Amount Ones (page 3)
- Supreme Court only Granted 12,98% Cassation Appeal and 11,90% Review Appeal (page 4)

OUR INNOVATION

- Distinguish Case Files by Colors (page 5)

CASE MANAGEMENT

Improving Case Management at the Supreme Court: Implementation of Case Sorting Procedure at The Supreme Court (page 6)

CHAMBER NEWS

Redefinition of Procedural Law Principle As Refer To In Supreme Court Regulation Number 1 of 2019 (page 7)

VARIETY

During 2019, 80,77% Court Fee Payment of Supreme Court Applying Virtual Account (page 8)

HEADLINE

8 CONSECUTIVE YEARS, SUPREME COURT ACHIEVES THE BEST CASE- HANDLING PERFORMANCE RECORD

In the last decade, especially in the 2012-2018 periods, the Supreme Court managed to achieve the best case-handling performance record. The basic indicators used to measure it are the number of the decided cases, productivity ratios, average time to decide, and cases-sent number. It is called a record because the achievement of the current year always exceeds the previous year. The record of the best performance achievements was also accomplished in 2019. It was based on the assessment of all key performance indicators of the settlement of the cases in 2019 which increased compared to 2018. Thus, for eight consecutive years (2012-2019), the Supreme Court successfully achieves the best case-handling Performance Record. This achievement is actually a proud record in itself. It is a record in the history of the Indonesian judiciary.

During 2019, the Supreme Court handled 20,275 cases. The total caseload consisted of the pending cases in 2018 was 906 cases and the cases registered in 2019 were 19,369 cas-



es. From the total caseload, the Supreme Court succeeded in deciding 20,258 cases so that the pending cases at the end of 2019 were only 217 cases.

The Highest Incoming Cases Number

The incoming cases received by the Supreme Court in 2019 were 19,369 cases. Compared to 2018 which received 17,156 cases, there was an increase of 12.90%. Based on the Supreme Court's Registrar office data, the number

of incoming cases received in 2019 was the largest in the last decade and even the largest in the Supreme Court history. In terms of total load, the cases handled by the Supreme Court in 2019 also increased by 9.33% compared to the total load of 18,544 cases in 2018.

The highest number of incoming cases received by the Supreme Court in 2019 was State Administration cases of 5,446 cases (28.22%), followed by special criminal cases of 4,996 cases (25.79%). The third position was civil cases of 4,786 cases (24.71%). The next position consecutively

Registrar Foreword

Assalamualaikum Wr, Wb



We thank God for the presence of Allah SWT because the Supreme Court Registrar's Newsletter can be published. This is the 14th edition of February 2020. We chose the topic of Supreme Court performance throughout 2019 and several breakthrough programme in 2019.

As the person in charge of the case management in Supreme Court thank God for the excellent Supreme Court work performance in 2019. Even though the number of cases in 2019 is very huge, exceeding 20.000 cases to be exact 20.275 cases, with a limited number of human resources, we succeed to completed 98.93% of the case so that the remaining

cases amounted to only 217 cases.

I presume the number of the remaining cases is not only the smallest in the history of the supreme court, but also the smallest in the world. We proud that for 8 consecutive years The Supreme Court of The Republic of Indonesia has managed to set the best case handling record.

The glorious case handling achievement during 2019 are the reflection of Supreme Courts commitment in improving the service quality to justice seekers. These achievements are the result of the hard-smart and sincere work of Chief Justice, Supreme Court judges, the Ad Hoc Judges, The Deputy Registrar, the substitute registrar and all the operators and staff of the Supreme Court Registrar, Hopefully this achievement can be further improved in the future.

Amen



READ THE DIGITAL VERSION HERE

was general criminal cases of 1,470 cases (7.59%), special civil cases of 1,277 cases (6.33%), religious civil cases of 1,104 cases (5.70%), and military criminal cases of 320 cases.

Most of the State Administration cases received in 2019 were tax dispute cases of 4,578 cases or 83.75% of all the State Administration cases. The legal remedy cases originating from the State Administration Courts were 888 cases or 4.58% of all the Supreme Court cases.

The largest increasing cases in 2018 were the special criminal cases increased by 23.18%, followed by state administration cases increased by 22.39%, then religious civil cases increased by 20.13%, general criminal cases increased by 11.87% and civil cases increased by 3.95%. Meanwhile, the special civil and military criminal cases decreased compared to 2018. The special civil criminal cases decreased by 14.49% and the military criminal cases decreased by 11.60%.

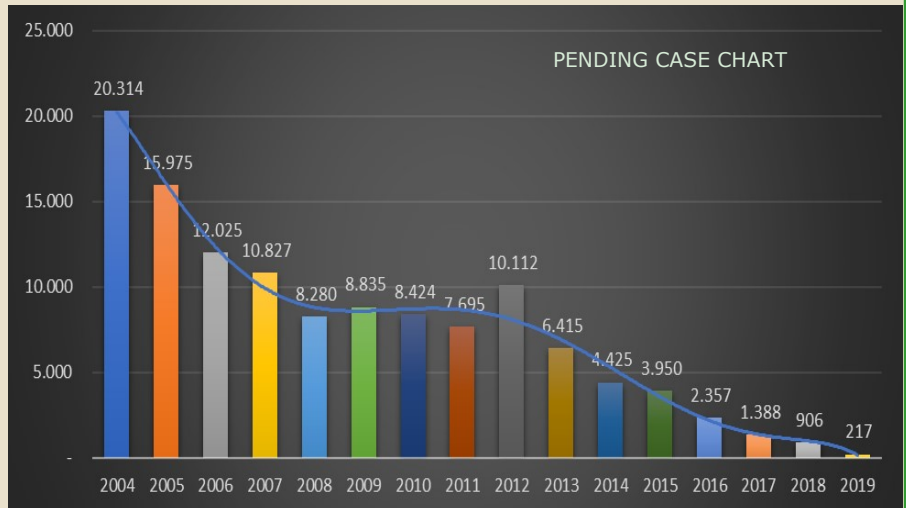
The Highest Decided Cases Number

The Supreme Court had decided 20,058 cases in 2019. Compared to 2018 which decided 17,638 cases, the Supreme Court succeeded in increasing it by 13.72%. The number of the decided cases in 2019 was recorded as the highest in the Supreme Court history.

The Supreme Court's achievement to decide 20,058 cases from the caseload 20,275 cases indicated that the productivity ratio of the decided cases as by 98.93%. The productivity ratio number to decide the cases in 2019 increased by 3.82% compared to 2018 which were increased by 95.11%. As the number of the decided cases, the productivity ratio in the decided cases in 2019 is also the largest in the Su-

preme Court history.

The Supreme Court's achievement to decide 20,058 cases from the caseload 20,275 cases indicated that the productivity ratio of the decided cases as by 98.93%. The productivity ratio number to decide the cases in 2019 increased by 3.82%



compared to 2018 which were increased by 95.11%. As the number of the decided cases, the productivity ratio in the decided cases in 2019 is also the largest in the Supreme Court history.

The Smallest Pending Cases Number

The productivity ratio of the decided cases in 2019 was almost close to 100%. The pending cases numbers were only 217 cases or 1.07% of the total caseload. If we looked at the details, there were several types of cases that could be decided 100% so that there were no pending cases at the end of 2019 in special civil cases, religious civil cases, military criminal cases, and state administrative cases. There were still other pending cases that were in a small number; the general civil pending cases of 4 cases (0.08%), the general criminal pending cases of 44 cases (2.92%) and the special criminal pending cases of 169 cases (2.92%).

The remaining number of the pending

was the largest, 76.05%, from the rest of the previous year.

The Fastest Decided Cases Time

The Supreme Court had set a time limit to decide the case for appeal/judicial review no later than 3 months after the case was received by the Preceding Judge. The decided cases number during 2019 was 20,058 cases; 19,373 cases (96.58%) were decided on fewer than 3 months, 636 cases (3.17%) were decided on 3 to 6 months and 49 cases (0.24%) were decided on more than 6 months.

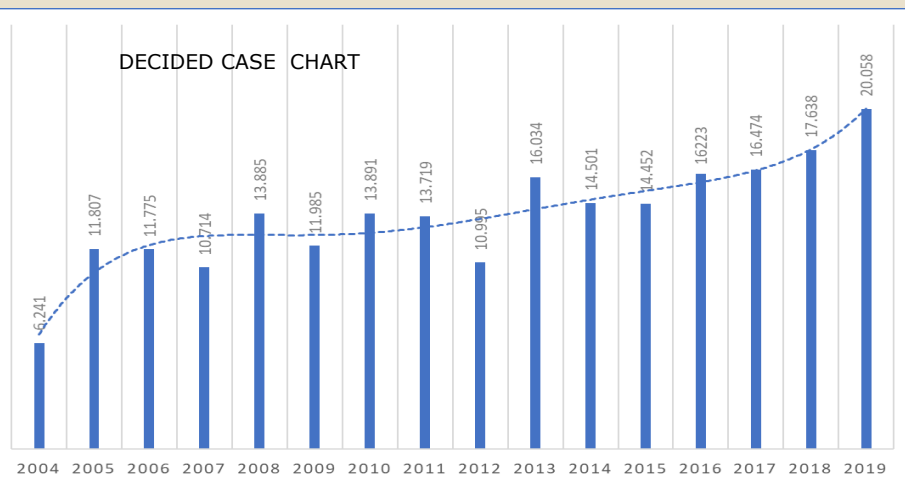
Finalized /Most Cases Sent Number

In 2019 the number of cases finalized and sent to the court of appeal was 19,443 cases. This number increased by 2.98% compared to 2018 which was 18,881 cases. The number of cases finalized/sent to the appeal court in 2019 was the highest in the Supreme Court history.

The Most Published Decision Number

The total number of the decisions published in the Decision Directory in 2019 was 1,641,424 decisions. This number increased by 175.57% compared to 2018 which published 595,637 decisions. The total number of the decisions published in the Decision Directory as of December 31, 2019, was 4,537,448 decisions. As for the Supreme Court's decisions, in 2019 there were 17,432 decisions. This number increased by 3.78% compared to 2018 which published 16,797 decisions. The number of decisions published throughout 2019 was the highest in history.

The significant increase in the number of decisions published in 2019 correlated with the increase in court compliance established by various instruments developed by the Supreme Court, including accreditation, integrity zones application, and electronic court implementation.



cases in 2019 in a total of 217 cases based on the Supreme Court's Registrar office data was the smallest in the Supreme Court history.

The remaining of the pending cases in 2019 was not only recorded as the smallest in the Supreme Court history but also in the percentage term of decreasing, it

Eroding Case Backlog Turning Into the Smallest Amount Ones

Case backlog is the main problem faced by the Judicial Bodies in the world including the Supreme Court of the Republic of Indonesia and its Judicial Bodies. The backlog is considered to be a court issue when the ratio of case backlog (with workload) is bigger than the decided cases. This condition was experienced by the Supreme Court in the early 2000s. Based on Supreme Court's Annual Report data, Supreme Court's case backlog amounted to 20,314 cases from the total workload 26,555 cases. By this amount, the ratio of the number of case backlog to the total workload was 76.50%, while the number of decided cases was only 6,241 cases. So the ratio of the decided cases to the workload was 23.50%.

The number of case backlog reflects the performance of the court. Case backlog correlates with the level of productivity of deciding case. Whereas the level of productivity of adjudicating cases correlate with the grace period of adjudicating matters. The large number of case backlog describes the low productivity of deciding cases caused by the slow process of examining the cases. Conversely, the low number of case backlog describes the high level of decision-making productivity as a result of the speed of the prosecution process.

The Supreme Court has made various efforts to reform the judiciary in reducing the number of case backlog. These efforts succeed. Case backlog reduced consistently annually. The top achievement was in 2019, Supreme Court's case backlog would only amount to 217 cases. Compared to the caseload of 20,275 cases, the case backlog was only 1.07%. Case backlog of 2019 was the smallest number in the Supreme Court's history.

The number of case backlog in 2004 to 2011

The number of case backlog at the end of 2004 was 20,314 cases or 76,50% of caseload reaching 26,555 cases. In 2005, Supreme Court succeeded to reduce case backlog to 15,975 cases. Case backlog remained reduced in 2006 to 12,025 cases. In 2007, Supreme Court's case backlog reduced again to 10,827 cases. In 2008, Supreme Court's case backlog could be reduced under 10,000 cases, exactly at 8,280 cases. Case Backlog in 2009 increased smally to 6,7% to 8,835 cases. In 2010, Supreme Court could reduce case backlog to 8,424 cases.

The reduce of case backlog replied in 2011, reaching 7,695 cases. In case of case backlog was still fluctuative in the period 2004 to 2011, but it tended to reduce. In that period, Supreme Court succeeded to reduce the case backlog from 20,000 cases to under 10,000 cases. The reducing case backlog reached 62,12% triggered by quick wins of judicial reformation planned by Supreme Court in the period 2004-2009. One of the Quick wins of judicial reformation impacting to the increase of performance to handle

cases was reducing case backlog and technology implementation.

The Number of Case Backlog of 2012 to 2019

in 2012 to 2019 was the leadership's period of Prof.Dr.M.Hatta Ali, SH., MH Chief Justice of Supreme Court of the Republic of Indonesia. If the previous period the target of case backlog was below 10,000 cases, Hatta Ali targeted below 1.000 cases. At the end of 2012, the significant leaping of case backlog reached 31,41%, so the backlog case returned to above 10,000 cases, exactly at 10,112 cases.

The trigger of case backlog of 2012 was the retirement of 11 Justices in 2012, it impacted to the productivity to decide the case which only reached 10,995 cases in 2012. On the other hand, Supreme Court decided cases successfully 13,719 cases in the previous year. In 2013, case backlog returned to the rate of below 10,000 cases, exactly at 6,415 cases. The number of case backlog reduced successfully in 2013, reached 3,697 cases or 36,56% of 10,995 cases. The number of case backlog replied to reduce in 2014 to 4,425 cases and reduced to 3,950 cases in 2015. In 2016, case backlog replied to reduce to 2,357 cases. In 2017, case backlog remain to reduced to 1,388 cases. The number of case backlog became the first debut, that the case backlog below 10% of caseload. By the number of 1,388 cases out of caseload reached 17,862 cases, then ratio of case backlog was 7,77%. In 2018, the target of case backlog of Supreme Court was realized.

Case Backlog of the end of 2018 reached 906 cases or 4,89% out of caseload reached 17,156 cases. In 2019, Supreme court replied to reduce case backlog to the smallest number 217 cases or 1.07% out of caseload 19,369 cases. in 2019, Case backlog was not only reached the smallest number in the Supreme Court's history, but in the aspect of case backlog's percentage was the biggest one reached 76,05% out of the case backlog from the previous year.

Correlation between Judicial Reformation and Case Backlog Reduce

The success of Supreme Court reducing case backlog, particularly in the period 2012 to 2019 correlated positively with various reformation program which was continuously conducted in that period. Supreme Court implemented chamber system strengthening, optimizing court's transparency, conducting various business process reengineering, such as: implementation of electronic document, imposing simultaneous reading system, and duration of case handling organization. All those reformation programs were supported by all top leaders, Judges, registrar office officials and all supporting staffs.

SUPREME COURT ONLY GRANTED 12,98% CASSATION APPEAL AND 11,90% REVIEW APPEAL

In 2019, caseload of Supreme Court reached 20,275 cases. If it was seen from Its authority, the number of those cases consisted of cassation appeal cases reached 13,362 cases (65,90%), review appeal cases reached 13,362 cases (10,51%), taxing review appeal cases reached 4,578 cases (22,58%), clemency appeal cases reached 111 cases (0,55%), Judicial review cases reached 88 cases (0,43%), Opinion review case reached 1 case (0,005%) and violation of administrative election reached 4 cases (0,02%).

Supreme Court had decided cassation cases amounted to 13,203 cases. Supreme court granted 1714 cases or 12,98% of 13,203 cases. Meanwhile, cassation appeal cases that were rejected reached 85,29% and the rest 1,73% was unacceptable.

Supreme Court had decided review appeal cases (including tax review appeal cases) amounted to 6,672 cases during 2019. Based on those cases, Supreme Court granted review appeal cases amounted to 794 cases (11,90%), meanwhile Supreme Court rejected the rest of the cases (88,10%)

Supreme court granted 2% reduce of a number of cassation appeal cases in 2019 which differed with granting cassation appeal cases in 2018 reaching 14,98%. It is in line with, granting review appeal cases reducing 3,44% in 2019 compared to 2018 reaching 15,34% cases. Registrar Office of Supreme Court's data showed that Supreme court tended consistently to grant cassation and review appeal cases in the rate of 11-15%. This data showed that most qualified Judex facti Judges had implemented the law accurately which reached 88%. Therefore, court decisions of qualified judex facti Judges were reinforced by Supreme Court Successfully.

The consistent granted cassation and review appeal cases at the rate of 11-15 % in 2019, were

expected to encourage court users to have consideration before appealing to cassation and review. Court users was also expected to make legal effort based on strong reason. If legal efforts were baseless, it would have probability to be rejected amounted to 88%

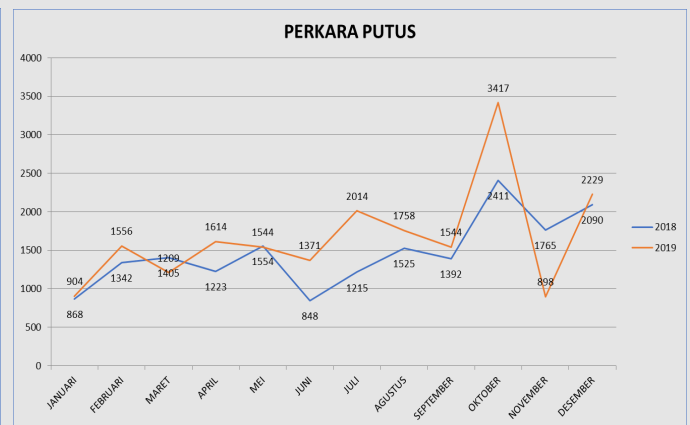
Appealing review case

Review appeal was special legal effort appealed over final and binding court decision. Therefore, legal effort of case review had opportunity to appeal over first of court instance, appeal court, cassation and review's decisions. That's why, decisions appealed mostly to review were cassation' decisions by74,94%. The second most decisions were the court of first instance decisions reaching 14,49%, while appeal court decisions reaching 8,72%.

Appealing on review decisions are still recorded at 37 cases (1,85%). That number was not including review appeal over taxing review decision reaching 78 cases

No	Cases Appealed	Total	Decision appealed to Review			
			Re-view	Cassa-tion	Ap-pear	First In-stance
1	Civil	1056	27	905	75	49
2	Civil Cases	120	1	88	0	31
3	Criminal	88	2	54	10	22
4	Special Criminal	416	3	222	44	147
5	Civil Religion	111	1	74	7	29
6	Criminal Military	25	1	22	0	2
7	Administrative	179	2	130	38	9
	Total	1995	37	1495	174	289
	Percentage(%)		1,8	74,94	8,72	14,49
	Taxing	4578	78	0	4500	0
	Percentage (%)		1,7		98,3	
	Total	6573	115	1495	4674	289

CURRENT INFORMATION OF CASES OF SUPREME COURT IN 2019



2019

AVERAGE OF MONTHLY INCOMING CASES = **1614 CASES**

AVERAGE OF MONTHLY DECIDED CASES = **1672 CASES**

2018

AVERAGE OF MONTHLY INCOMING CASES = **1430 CASES**

AVERAGE OF MONTHLY DECIDED CASES = **1470 CASES**

Distinguish Case File by Colors

Chief Justice of the Supreme Court, Prof. Dr. M. Hatta Ali Hatta Ali, S.H., M.H, has restructured case management at the The Supreme Court by issuing Decree Number 243/KMA/SK/XI/2019 of November 27, 2019 on Delegation of Authority for Incoming and Review of Cassation Case Files, Judicial Review, Clemency and Right of Judicial Review towards the Registrar's Office of the Supreme Court. The Decree shall come into effect on January 1, 2020. The Supreme Court Decree is a strategic response to the results of organizational assessments that indicate there is an inefficient process in handling cases at the Supreme Court. One of the problems is related to the bureaucratic stages of case handling involving 3 (three) echelon I units at the Supreme Court. Incoming case files conducted by General Bureau under the Supreme Court Administration Affairs Agency, review of case files conducted by Directorate of Case Regulation and Administration under 3 (three) Directorate General of Judicial Bodies and Case Administration coordinated by the Registrar's Office of the Supreme Court.

In order to take further action to the Decree of the Chief Justice, the Registrar of the Supreme Court, Made Rawa Aryawan issued a letter number 352/PAN/OT.01.3/2/2020 of February 13, 2020 which is addressed to all Chief/Head of Appellate Courts, First Instance Courts and Chief of the Tax Court. Basically, those Registrar Letters regulate 2 (two) points. First, the purpose of delivering case files via Po Box. Second, the application of color stickers on file folders to distinguish case types.

The Application of PO BOX for Delivering Case Files

The delivery process of legal remedy files from courts to The Supreme Court, starting from February 3, 2020, which was originally addressed to the Chief Justice of the Supreme Court c.q Director of Case Regulation and Administration changed into: Registrar of the Supreme Court of the Republic of Indonesia PO BOX 212 Central Jakarta 10000.

The application of the PO BOX address can also be used for delivering other documents related to legal remedy process at the Supreme Court, including: a report of appeal for a criminal case who defendant is detained, petition for decision remedial (renvoi), additional memory/counter memory, delivery of court order that does not conform formal requirements (Circulation Letter of the Supreme Court number 8 of 2011) and revocation of legal remedy petition.

The Application of Color Stickers on File Envelopes

Every year the Supreme Court receives more than 20,000 case files from four realms of judiciary throughout Indonesia. The Supreme Court classifies the file into 7 types of cases namely civil, special civil, criminal, special criminal, religious civil, military criminal, and administrative cases. A Junior Registrar handles administration process on each type of cases. In order to facilitate visual identification of case files, Registrar of the Supreme Court regulates the application of color stickers, junior registrar code/type of case and barcode on the cover of case file envelope as follows :

No	Junior Registrar Code	Origin of Court	Type of Cases	Color Code	Overview
1	General Criminal	District Court	Appeal, Judicial Review, and Clemency of criminal cases regulated in the Criminal Code	Red	#E30810 Bright Red
2	Special Criminal	District Court	Appeal, Judicial Review, and Clemency of criminal cases regulated outside the Criminal Code, which includes narcotics, child protection, corruption, forestry, etc.	Grey	#555454 Grey
3	Civil	District Court	Appeal/Judicial Review of civil cases	Yellow	#F9D404 Yellow
4	Special Civil	District Court	Appeal/Judicial Review of industrial relations cases, bankruptcy/ Suspension of Debt Payment Obligations (PKPU), Indonesia's Consumer Dispute Settlement Agency (BPSK), political parties, public information openness, Intellectual Property Rights (HKI), Arbitration, Indonesia's Business Competition Supervisory Commission (KPPU)	Purple	#9404F9 Purple
5	Religious Civil	Religious Court	Appeal/Judicial Review of religious civil cases and islamic criminal cases (jinayat) of Sharia Court	Light Green	#09DF40 Light Green
6	Military Criminal	Military Court and High Military Court as First Instance Court	Appeal, Judicial Review and Clemency for criminal offences under jurisdiction of military court	Dark Green	#0E7E2B Dark Green
7	Administrative	Administrative Court/ High Administrative Court as First Instance Court of Tax Court	Appeal, Judicial Review, Cases under jurisdiction of Administrative Court, Judicial Review of tax court, Judicial Review Right (HUM) Cases submitted through first instance court	Blue	#0769ED Blue

examples of color strikers application, barcodes, code of case types on case file envelopes based on Registrar of the Supreme Court letter number 352/PAN/OT.01.3/2/2020 of February 13, 2020 as follows:



Improving Case Management at the Supreme Court, Implementation of Case Sorting Procedure at The Supreme Court

The Chamber System is believed to be the best system for handling cases at the Supreme Court. Therefore, in Blue Print of Judicial Reform Program, strengthening program on chamber system is continuing agenda until a period of five years of the third phase end in 2025. Effort to strengthen the chamber system that has been done in 2019 was by institutionalizing case sorting procedures in handling case process at the Supreme Court.

By the sorting procedure, before the file is examined by the panel of judges, it is necessary to make identification and sorting conducted by the Sorting Team so that each files can be categorized whether it has a legal issue (question of law) or only question facts (question of fact) which sufficiently checked through a simple process or even these files do not conform formal requirements for examination by the Supreme Court.

The procedure for sorting cases is effective from January 2, 2020 since it is institutionalized to be part of handling cases process at the Supreme Court based on the Decree of Chief Justice of the Supreme Court Number 268/KMA/SK/XII/2019 of December 30, 2019 on Sorting Case Procedure at the Supreme Court of the Republic of Indonesia. According to the Decree specified above, the personnel of this case sorting function are appeal judges who meet the specified requirements.

This sorting function is inserted into the second phase (review) during the process of handling cases which is regulated in the Decree of the Supreme Court Number 213/KMA/SK/XIII/2014 on Guidelines for Implementing the Chamber System at the Supreme Court of the Republic of Indonesia in conjunction with the Decree of the Supreme Court Number 214/KMA/SK/XII/2014 on the Period of Case Handling at the Supreme Court.

The Personnel of sorting function are conducted by group of functional appeal judges. The sorting team identifies case files into 4 (four) categories, as shown in the table below.

Establishment of Case Sorting Secretariat

In order to support new mechanism for sorting cases, The Supreme Court established a new organ in the Registrar's Office of The Supreme Court which is called the Case Sorting Secretariat. The Establishment of this new organ is stipulated in one of the attachments of the Decree of Chief Justice of the Supreme Court Number 269/KMA/SK/XII/2019 of December


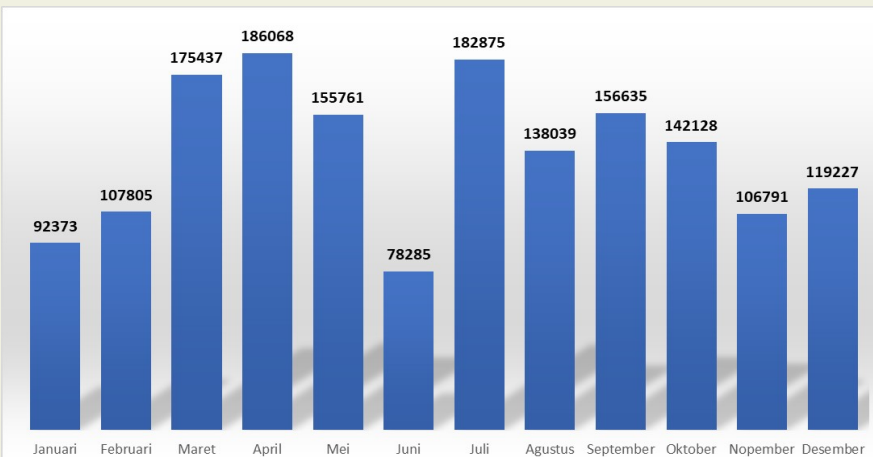
Type of File	Overview	Category
I	Cases that do not conform the formality of filing an appeal and judicial review in accordance with laws and regulations	Do not conform formal requirements (TMS)
II	Cases that reasons for appeal and judicial review shall not be condoned based on jurisprudence of the Supreme Court and the outcome of National Meeting or the formulation of chamber's agreement	Do not conform formal requirements (TMS)
III	Appeal Cases and Judicial Review concerning : objection to evaluation of verification result by judex facti; there is no judge errancy and/or actual innaccuracy, there is no conflict of law in the judge's decision, the absence and/or the presence of new evidence (novum) but it is not desicive, and objection to the degree of severity of sentence and based on sentencing guideline (in time span) for special criminal cases.	Question of Fact
IV	Ordinary cases that do not include categories I, II, and III	Question of law

30, 2019 on Criteria, Appointment and Working Procedure of Sorting Cases at the Supreme Court.

The main functions of Case Sorting Secretariat are to provide technical and administrative support to Appeal Judges in charge of sorting case and to review the completeness of case files.

The Structures of Case Sorting Secretariat are one functional official of Junior Court Administrator and maximum of 4 (four) functional officials of Assistant Court Administrators. ***

Judicial Transparency Corner



Court Decision Publication Facts January to December 2019

- Court Decision Publication in 2019= **1.641.424 Decisions**
- The number of Published Decision up to December 31, 2019 = **4.537.448 Decision**
- Average Number of Publication in 2019
- Per Month= **136.785 Decision**
- Per Working Days= **6.218 Decision**
- Per Working Hour = **777 Decision**

Redefinition of Procedural Law Principle

As Refer to in Supreme Court Regulation Number 1 2019

Supreme court has implemented Electronic Litigation System (e-Litigation) starting 19 August 2019 as refer to in Supreme Court Regulation Number 1 of 2019 dated 6 August 2019 on Electronic Case Administration and Litigation (State Gazette of the Republic of Indonesia of 2019 number 894). Supreme Court has issued instruction of Chief Justice of Supreme Court of the Republic of Indonesia number 129/KMA/SK/VIII/2019 dated 13 August 2019 on the guideline of electronic technical administrative case and litigation.

Implementation of Electronic Litigation System was the improvement of electronic administrative case system service implemented in 2018 as refer to in Supreme Court Regulation Number 3 of 2018. Implementation of electronic administrative and litigation system in the court became the main indicator of Supreme Court's Success implementing online court drafted since 10 years ago when judicial blueprint 2010 to 2035 was designed.

Implementation of electronic administrative case and litigation system is full of technical judicial reformation as described in the following explanation:

Electronic Domicile Enactment

Electronic domicile is disputing parties' domicile in the form of verified mail address turning into receiving address of summon/notification and copied court decision. The plaintiff gets the electronic domicile when registering the case, meanwhile the defendant gets electronic domicile when signing the approval to litigate in the court. Electronic domicile is virtual impacting borderless jurisdiction. Therefore, bailiff or substitute bailiff summons to the mail address of the defendant although the defendant's address is out of plaintiff's jurisdiction by sending the same summon to the local district court for information only. Electronic document is used only for receiving summon but the district court refers to real location's domicile of the defendant as refer to in procedural law for determining relative authority.

Redefinition of Open to Public Trial Concept

Open to public trial is one of the principles of court session as

refer to in article 13 paragraph 1 of law number 48 of 2009 on Judicial Power. The court decision is null and void if the trial does not implement open to public principle. Electronic litigation also upholds that principle which redefines based on legal fiction as refer to in article 27 of Supreme Court Regulation number 1 of 2019. According to that article, electronic litigation conducted by court information system at public network internet, it legally equal to the open to public trial.

Redefinition of Disputing parties' attendance Concept in the trial

In Person disputing parties' attendance is a must. The absence of plaintiff impacts the never existed case while the default judgment imposed if the defendant does not attend the trial. Supreme Court redefines disputing parties' attendance concept as refer to in article 21 paragraph 4 of Supreme Court Regulation Number 1 of 2019. Based on that regulation, disputing parties regarded attend the trial if they convey counterplea, rejoinder and resume via court information system on fixed schedule. Disputing parties regarded attend the trial if they communicate audio visually using court's infrastructure (article 24 of Supreme Court Regulation Number 1 of 2019) and sending copied court decision (article 26 paragraph 3 Supreme Court Regulation Number 1 of 2019). Supreme Court interprets the attendance of disputing parties in the information system on the fixed schedule regarded equal to in person attendance in the trial.

Redefinition of Decision/Stipulation's Pronouncement Concept

Court Decision is official and having legal force if the court decision is pronounced in open to public trial (article 13 paragraph 2 Law Number 48 of 2009). Supreme Court redefines that principle in the context of electronic litigation as refer to in article 26 of Supreme Court Regulation Number 1 of 2019. Court decision regarded pronounced in the open to public trial and attended by disputing parties when the copied and electronic signature of court decision conveyed to the disputing parties via court information system.

Chamber's Consensus & Legal Maxim

Decision Number 170 K/Pid/2014

"Goods bought unequal with market price is suspected that those goods are obtained from crime"

Legal Maxim has been followed by few decisions, such as decision number 170/K/Pid/2014, 770 K/Pid/2014, 607 K/Pid/2015, 1008 K/Pid/2016

CIRCULAR LETTER NUMBER 2 OF 2019

"Sealing conducted by excise tax officials to serve their administrative duty is not the object of pretrial"

Legal Maxim of Criminal Chamber at the Plenary Meeting of Supreme Court in Intercontinental Hotel Bandung, 3-5 November 2019

VARIETY

During 2019, 80,77% Court Fee Payment Of Supreme Court Applying Virtual Account

The Registry Office of Supreme Court has implemented policy of court fee payment of Supreme Court applying virtual account since the end of 2017. The obedience's rate of the courts implementing that policy shows increasing trend. In 2017, Supreme Court accepted the total court fees 19,247,524,847 rupiahs, amounting 263,013,000 rupiahs or 1,37% paid by applying virtual account. In

2018, Supreme Court accepted total court fees 21,283,405,637 rupiahs, amounting 8,820,000,000 or 41,44% paid by applying virtual account. Meanwhile, in 2019, Supreme Court accepted total court fees 21,574,552,689, amounting 17,426,500,000 or (80,77%) paid by applying virtual account. Supreme Court's Registrar, Made Rawa Aryawan appreciated all court officials

and officers to support transparent and accountable financial organization system of court fees by applying virtual account payment" he said in the Supreme Court Building, Jakarta, Thursday (16/01/2020). Made Rawa expected that paying court fees applying virtual account can reach 100% in 2020. Registrar of Supreme Court delivered his gratitude to PT BNI Syariah which



has supported the implementation of court fees payment applying BNI e-Collection facility. "One of the efforts to increase the obedience, we disseminate the policy in the few areas supported by PT BNI Syariah. We thank for your cooperation" Registrar of

Category	Total of Court Fees (in rupiah) per year		
	2017	2018	2019
Cassation/Review via VA	263.013.000	6.230.000.000	6.476.500.000
Taxing Review via VA	0	2.590.000.000	10.950.000.000
Total	263.013.000	8.820.000.000	17.426.500.000
Total of Court Fees Receives	19.247.524.847	21.283.405.637	21.574.552.689
% Payment via VA	1,37%	41,44%	80,77%

and officers for the increasing of obedience to implement Supreme Court said his policy "I appreciate my high gratitude to all officials

The Composition Editor

Responsible Editor: Made Rawa AryawanSH, M.Hum (Supreme Court Registrar), **Editor in Chief:** Joni Effendy, S.H, MH, **Executive Editor:** Asep Nursobah, S.Ag, MH
Board of Editor: Dr. Rahmi Mulyati, SH, MH, Andi Cakra Alam, SH, MH, Suharto, SH, MH, Dr. Sudharmawati Ningsih, S.H. M.H, Dr. Abdul Ghoni, SH, MH, Ashadi, S.H, Brigjen TNI Dr. Slamet Sarwo Edy, S.H, M.H, Translator : Johannes, SS, Bintang Alvita.W, SS, Anjar Astiani, S.S. M.Sas, Amrih Marsudi, SS **Fotografer:** Margi Purwandani, ST,
Circulation and Distribution: Sufrizal Agustian, S.Kom, M.H, Arif Fadilah, S.Kom, M.M, Mustain, S.Kom, M.H

Published by:

THE REGISTRY OF SUPREME COURT OF THE REPUBLIC OF THE INDONESIA | <http://kepaniteraan.mahkamahagung.go.id>